

# What investors should know

After years of relative stability, energy prices have soared over the last 18 months, challenging policymakers and consumers alike.

## Investor takeaways:

# Diversity of energy supply produces divergent outcomes

- The volatility of energy prices has led to a divergence of outcomes for the world's largest economies.



- The current environment has accelerated the sustainability legislative agenda, with governments more motivated than ever to transition away from hydrocarbons.



- In this volatile environment, investors can benefit from thematic, enhanced index and minimum volatility strategies.



Author:

**Paul Hsiao,**

Director, Product Advocacy



# Energy price volatility and level higher than pre-COVID

## A timeline of energy price stability followed by volatility

CPI: Energy (rebased 1/1/2020=100)



Source BLS, Credit Suisse Asset Management as of 19.04.2023

1. **COVID-19 deflation.** An unprecedented collapse in demand and scramble by energy producers to store supply led to collapse of energy prices.
2. **Recovery.** Energy prices climbed back steadily as demand recovered.
3. **War in Europe.** The war led to a significant disruption in oil and gas supply in a broad commodities squeeze.
4. **Slowdown deflation.** Recession fears and the easing of supply chain stress saw energy prices cool.
5. **Higher for longer?**

In our view, oil prices entering negative territory was one of the most significant market dislocations brought about by the COVID-19 crisis. Barely 18 months later, the price of oil would reach triple digits, hitting its highest levels in nearly a decade. The volatile shifts in energy markets have been a thorn in the side of consumers and policymakers alike, exacerbating the cost-of-living crisis and compelling central banks to march on with growth-restricting rate hikes around the world. But how did prices get here? And where will they go from here? To answer these questions, it is helpful to split the trajectory of energy prices into five distinct phases.

# 1

### Phase 1: COVID-19 deflation.

The sudden, coordinated implementation of lockdowns around the world caused a sharp contraction in demand. On the supply side, producers scrambled to secure appropriate storage. While energy consumption from primary sources such as coal, gas, and oil fell sharply, energy consumption from renewables benefited from a mild uptick in 2020 as some consumers and companies took advantage of wind and solar projects completed in 2019.

# 2

### Phase 2: Recovery.

During the second half of 2020 through 2021, demand steadily recovered as consumers and businesses adjusted and lockdowns eased. Activity in Asia, led by China, also accelerated, supporting the energy price rebound.

# 3

### Phase 3: War.

Amid a fast global recovery, the war in Ukraine sparked another surge in energy prices, particularly for Europe. Gas and coal prices reached their highest levels in decades, while oil prices spiked to over USD 100 per barrel.

# 4

### Phase 4: Deflation.

A coordinated European-policy response to lower Russian gas exports, a milder-than-expected winter, and a general growth slowdown toward the second half of 2022 caused energy prices to cool. IEA member countries also committed to releasing oil from their energy reserves to reduce the stress in energy markets.

# 5

### Phase 5: Higher for longer?

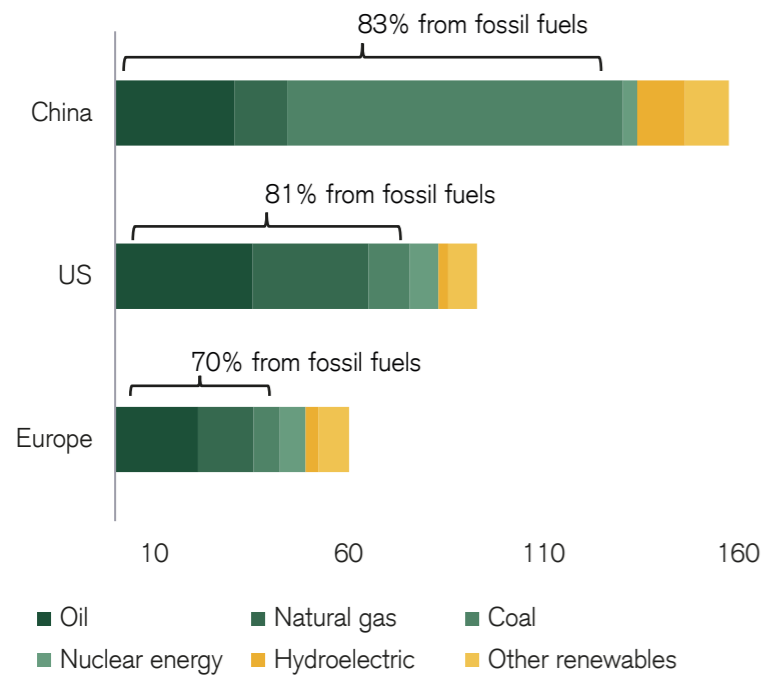
At present, energy prices remain far higher compared to their pre-COVID levels. Although higher global interest rates have weighed on demand, the ongoing war in Ukraine and the production supply cuts announced by OPEC+, which are estimated to lead to a 2-million-barrel-per-day shortfall by Q4 2023, will likely keep energy prices elevated in the near to medium term.



## Difference in energy consumption and sources also important

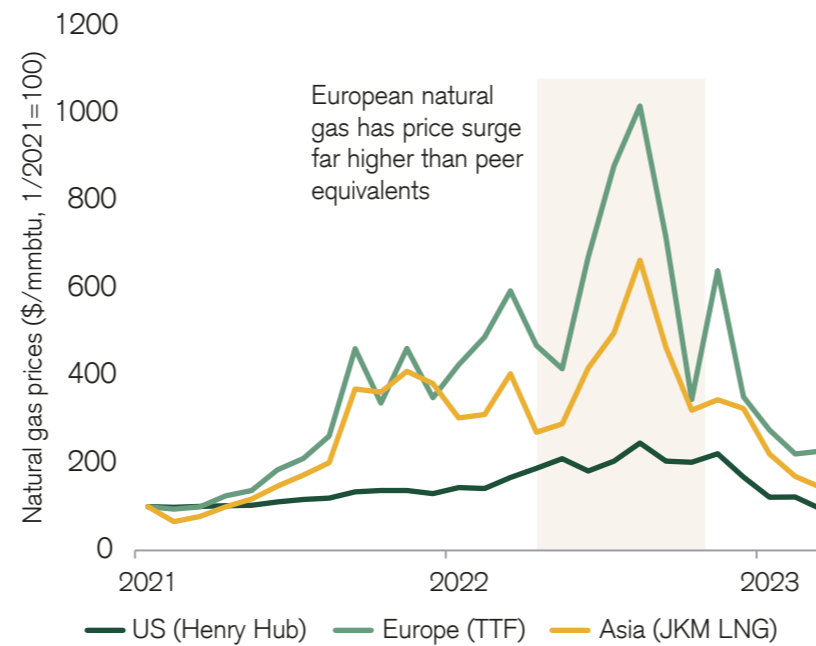
### Energy mixes of the largest economies differ ...

Primary energy consumption by fuel in 2021, exajoules




### ... and so do their sticker prices

Natural gas prices in the US, Europe, and Asia



Note: "Henry Hub" refers to the spot price of Natural Gas in the US; "JKM" stands for Japan Korea Marker, the natural gas price in Asia; "TTF" stands for the Title Transfer Facility, which is the main market for gas trading in Europe.  
**Sources** Bloomberg, BP Statistical Review of World Energy, Credit Suisse Asset Management as of 19.04.2023

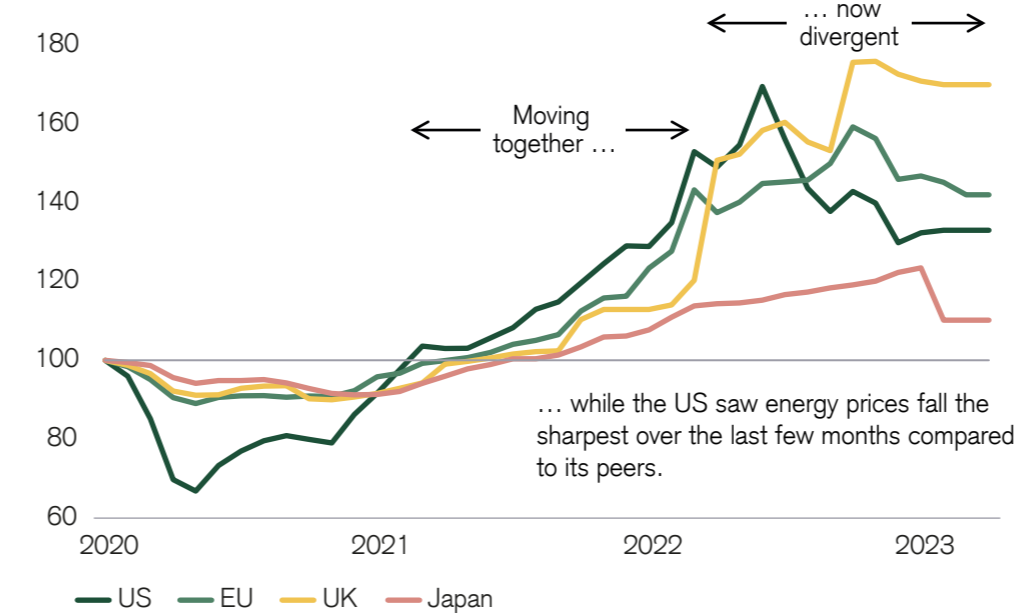




# High energy prices more painful for European consumers ...

## Consumer energy prices for US, EU, UK, and Japan

CPI: Energy (rebased 1/1/2020=100)



Note: Chinese index-level CPI data unavailable.

Sources BLS (US), Eurostat (EU), ONS (UK), MIC (Japan), Credit Suisse Asset Management as of 19.04.2023

Another complication to add amid the energy price shock is the differentiated impacts felt across the world's largest economies.


- Consumers and businesses in the US are feeling the pain of higher energy costs. Yet as a net exporter of energy, we believe that the US economy is much more insulated from energy shocks compared to those in Europe.
- The EU, on aggregate, imports around 60% of the energy it consumes. A significant amount of this energy comes from Russia, making the EU particularly vulnerable to energy shocks. As a result, European consumers experienced the steepest price increases compared to other large economies.
- Despite a price spike in China that rivaled that of European natural gas, the country's domestic energy consumers were more insulated than their Western counterparts, as there was a price cap in place for thermal coal on long-term contracts with power providers, which limited the pass-through effect on consumers and businesses. In addition, output of domestic coal, an outsized energy source compared to Western usage patterns, grew significantly in 2021 and 2022, easing supply constraints.

### Rising energy costs and concerns about energy security have accelerated sustainability legislation in the US and Europe.

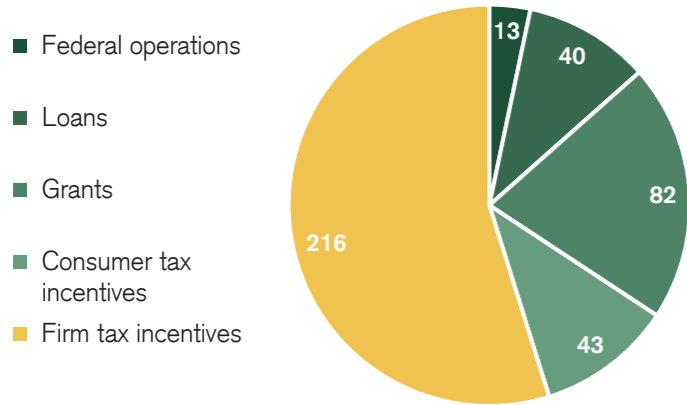
A renewed push for sustainability legislation is the silver lining of volatility in oil prices.

# The Inflation Reduction Act is a landmark sustainability bill

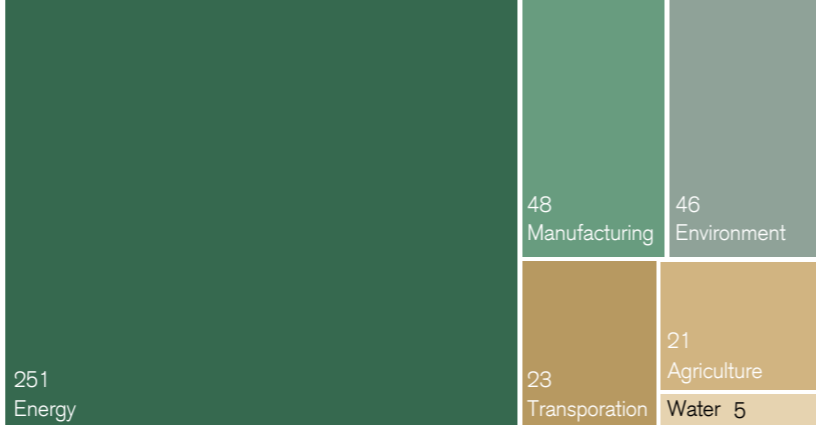
with nearly USD 394 bn to be spent over the next decade



IRA broken down by **program** ...  
(in USD bn)



... and by **theme**  
(% total)



Sources Inflation Reduction Act of 2022, H.R. 5376, 117th Congress (2021–22); Credit Suisse Asset Management as of 19.04.2023

In the US, increasing bipartisan concern about inflation and national security has motivated sustainability-related legislation. In 2022, policymakers passed the Inflation Reduction Act (IRA), the third major piece of legislation after the bipartisan infrastructure bill and the CHIPS and Science Act. The IRA is a landmark bill that is considered the single largest sustainability-oriented piece of legislation in US history, promising nearly USD 397 bn in spending and tax incentives over the next decade.

In Europe, renewables already constitute a large share of energy consumption. Around 30% of Europe's power came from renewables in 2021, compared to 19% for China and 17% for the US. Nonetheless, popular demand for renewable energy sources and an intensified sprint to transition away

from imported hydrocarbons have also prompted the EU to present several key initiatives over the past few years. In 2021, the EU Commission released the Fit for 55 package, which updates legislation to meet the 55% reduction of emissions from 1990 levels. Perhaps more pertinently, the European Commission presented the REPowerEU plan, a strategic response to diversify energy sources, reduce fossil-fuel energy consumption, and invest in domestic clean energy production. The plan earmarks an estimated EUR 210 bn in additional investment through 2027, with nearly half of that dedicated to renewables and hydrogen infrastructure. This year, the European Commission also presented the Green Deal Industrial Plan, rivaling the US Inflation Reduction Act. It streamlines regulation and access to financing to help meet the goals of Fit for 55 and REPowerEU.

# The range of outcomes for CO<sub>2</sub> transmissions is wide

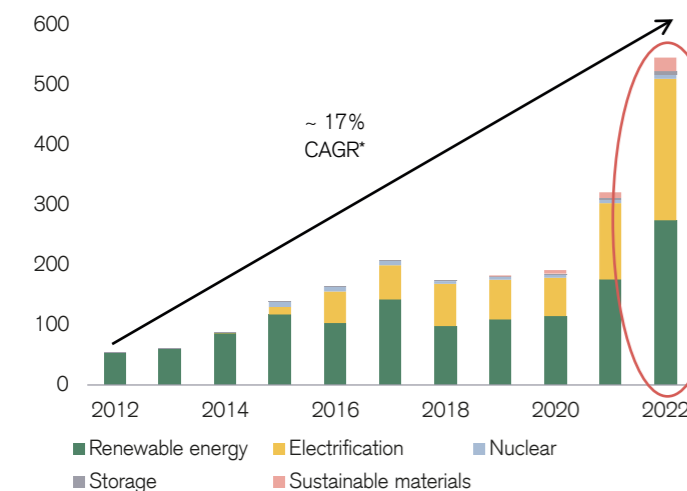
and China is leading energy transition spending

Perhaps surprisingly to many investors, China is playing a leading role in sustainable energy investment, and rightly so, as the world's largest consumer of energy. The Asian economic giant is currently the largest consumer of energy, with more than 80% of it coming from fossil fuels, while also being the largest investor when it comes to transitioning to sustainable energy. According to BloombergNEF, China invested nearly USD 550 bn in energy transition spending in 2022. To put this sum in context, the spending represents a tenfold increase from its 2012 levels and far exceeds the amount spent by Europe and the United States.

Nonetheless, the Chinese government promises even more aggressive steps in its green legislation. At the 2023 "Two Sessions" economic planning committee meetings, Chinese policymakers renewed efforts to tackle pollution and fossil-fuel consumption, forecasting peak carbon emissions by 2030 and carbon neutrality by 2060, while intensifying efforts to finalize legislation requiring mandatory corporate environmental disclosure.

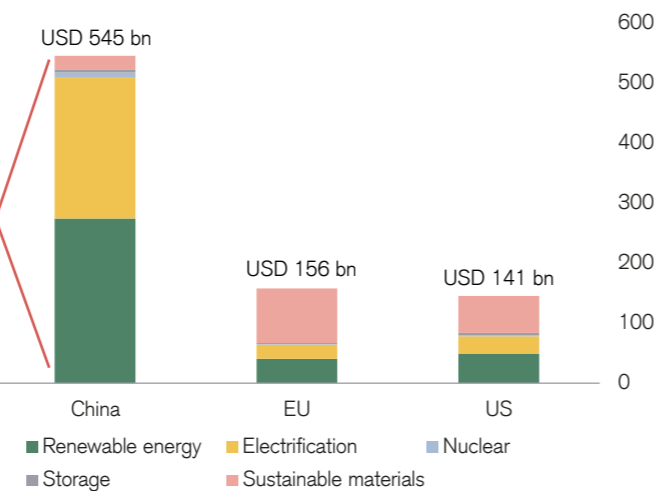
## China's energy transition spending has surged ...

(Energy transition spending in USD bn)



## ...dwarfing spending by the US and EU

(2022 energy transition spending in USD bn)



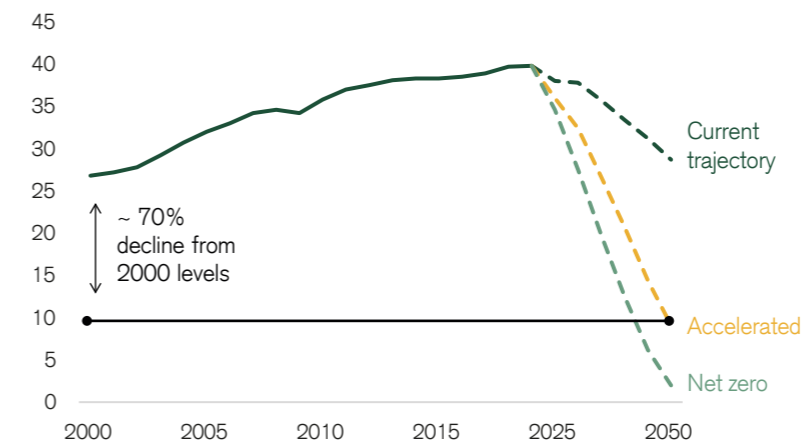
\* CAGR: compound annual growth rate

Sources Bloomberg NEF; Credit Suisse Asset Management as of 19.04.2023

The range of outcomes for CO<sub>2</sub> transmissions is wide and further aggressive legislation may be needed to achieve "net zero"

## Estimated carbon emissions under different scenarios

(Gt of CO<sub>2</sub>e)

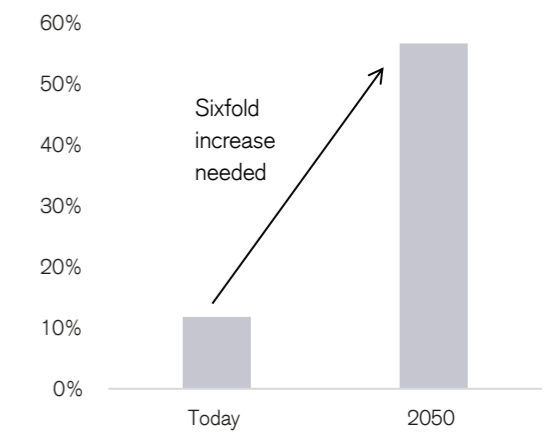


Note: Forecasts are from BP.

Sources BP Energy Outlook 2023; Credit Suisse Asset Management as of 19.04.2023

## Renewables need to be more widely adopted

(% renewable usage of total in "Accelerated" scenario)



Although the recent acceleration of sustainability legislation is encouraging, more needs to be done. According to British Petroleum's 2023 Energy Outlook, energy consumption from renewables needs to jump to 60% by 2050 – a sixfold leap from today's levels – to be consistent with the Paris Agreement accords, and must increase even more to reach "net zero." Even with a modest fall in energy consumption, it is a massive shift in energy production and a generational opportunity for companies and investors.

### What investors should know

Divergence in energy prices amid accelerated public sustainability efforts is a megatrend that is unlikely to

fade anytime soon. Investors should look for funds dedicated to identifying attractively valued companies that are poised to benefit from this megatrend. Additionally, investor portfolios may benefit from higher energy prices more directly, either through commodity-related strategies that provide exposure to these markets as part of a broad index-based approach or via lower-volatility, low-correlation commodity absolute return funds.

### Suggested focus funds

- CS (Lux) Energy Evolution Equity Fund
- CS (Lux) Environmental Impact Equity Fund
- CSIF (Lux) Equity China Total Market ESG Blue

The investment promoted in this marketing material concerns the acquisition of units or shares in a fund and not of any underlying assets. The underlying assets are owned by the fund only.

The full offering documentations including complete information on risks may be obtained free of charge from a Credit Suisse representative or where available via FundSearch ([credit-suisse.com/fundsearch](https://credit-suisse.com/fundsearch)).

### General risks:

- Potential loss: Investors may lose part or all of their invested amount.
- Market risk: Market conditions can trigger fluctuations in total returns.
- Liquidity risk: Some investments may entail liquidity risk.
- Foreign currency risk: The fund's total e can be adversely affected by exchange rate fluctuations.



Follow us on  
Twitter



Follow us on  
LinkedIn



Source: Credit Suisse, unless otherwise specified.

Unless noted otherwise, all illustrations in this document were produced by Credit Suisse Group AG and/or its affiliates with the greatest of care and to the best of its knowledge and belief.

This material constitutes marketing material of Credit Suisse Group AG and/or its affiliates (hereafter CS). This material does not constitute or form part of an offer or invitation to issue or sell, or of a solicitation of an offer to subscribe or buy, any securities or other financial instruments, or enter into any other financial transaction, nor does it constitute an inducement or incitement to participate in any product, offering or investment. This marketing material is not a contractually binding document or an information document required by any legislative provision. Nothing in this material constitutes investment research or investment advice and may not be relied upon. It is not tailored to your individual circumstances, or otherwise constitutes a personal recommendation, and is not sufficient to take an investment decision. The information and views expressed herein are those of CS at the time of writing and are subject to change at any time without notice. They are derived from sources believed to be reliable. CS provides no guarantee with regard to the content and completeness of the information and where legally possible does not accept any liability for losses that might arise from making use of the information. If nothing is indicated to the contrary, all figures are unaudited. The information provided herein is for the exclusive use of the recipient. The information provided in this material may change after the date of this material without notice and CS has no obligation to update the information. This material may contain information that is licensed and/or protected under intellectual property rights of the licensors and property right holders. Nothing in this material shall be construed to impose any liability on the licensors or property right holders. Unauthorised copying of the information of the licensors or property right holders is strictly prohibited. The full offering documentation including, the prospectus or offering memorandum, the Key Investor Information Document (KIID), the Key Information Document (KID), the fund rules, as well as the annual and bi-annual reports ("Full offering documentation"), as the case may be, may be obtained free of charge in one of the languages listed below from the legal entity/entities indicated below and where available via Fundsearch ([credit-suisse.com/fundsearch](http://credit-suisse.com/fundsearch)). Information on your local distributors, representatives, information agent, paying agent, if any, and your local contacts in respect of the investment product(s) can be found below. The only legally binding terms of any investment product described in this material, including risk considerations, objectives, charges and expenses are set forth in the prospectus, offering memorandum, subscription documents, fund contract and/or any other fund governing documents. For a full description of the features of the products mentioned in this material as well as a full description of the opportunities, risks, and costs associated with the respective products, please refer to the relevant underlying securities prospectuses, sales prospectuses, or other additional product documents, which we will be pleased to provide to you at any time upon request. The investment promoted in this marketing material concerns the acquisition of units or shares in a fund and not of any underlying assets. The underlying assets are owned by the fund only. Some of the product(s) included in this material may not be registered and/or available for purchase in your country of domicile. If in doubt whether the product(s) is/are registered for distribution in your country, please consult your relationship manager or locally registered distributor. If investment products have not been registered with, or authorized by a supervisory authority, certain investor protections provided under supervisory laws and regulations may not be provided. This material may not be forwarded or distributed to any other person and may not be reproduced. Any forwarding, distribution or reproduction is unauthorized and may result in a violation of the U.S. Securities Act of 1933, as amended (the "Securities Act"). The securities referred to herein have not been, and will not be, registered under the Securities Act, or the securities laws of any states of the United States and, subject to certain exceptions, the securities may not be offered, pledged, sold or otherwise transferred within the United States or to, or for the benefit or account of, U.S. persons. In addition, there may be conflicts of interest with regards to the investment. In connection with the provision of services, Credit Suisse AG and/or its affiliates may pay third parties or receive from third parties, as part of their fee or otherwise, a one-time or recurring fee (e.g., issuing commissions, placement commissions or trailer fees). Prospective investors should independently and carefully assess (with their tax, legal and financial advisers) the specific risks described in available materials, and applicable legal, regulatory, credit, tax and accounting consequences prior to making any investment decision. The alternative investment fund manager or the (UCITS) management company, as applicable, may decide to terminate local arrangements for the marketing of the shares/units of a fund, including terminating registrations or notifications with the local supervisory authority. A summary of investor rights for investing into European Economic Area domiciled investment funds managed or sponsored by Credit Suisse Asset Management can be obtained in English via [www.credit-suisse.com/am/regulatory-information](http://www.credit-suisse.com/am/regulatory-information), local laws relating to investor rights may apply.

**For persons in China:** No invitation to offer, or offer for, or sale of, any interest or investment will be made to the public in the People's Republic of China ("PRC") or by any means that would be deemed public offering of securities under the laws of the PRC. These materials may not be distributed to individuals resident in the PRC or entities registered in the PRC who have not obtained all the required PRC government approvals. It is the investor's responsibility to ensure that it has obtained all necessary PRC government approvals to purchase any interest, participate in any investment or receive any investment advisory or investment management services.

**For persons in Hong Kong SAR (China):** The information memorandum in relation to any interest and/or investment referred to in this document has not been approved by the Securities and Futures Commission of Hong Kong. Accordingly (a) any interests or securities may not be offered or sold and have not been offered or sold in Hong Kong, by means of any document, other than to (i) "professional investors" as defined in the Securities and Futures Ordinance (Cap. 571) of Hong Kong and any rules made under that Ordinance; or (ii) in other circumstances which do not result in the document being a "prospectus" as defined in the Companies Ordinance (Cap. 622) of Hong Kong or which do not constitute an offer to the public within the meaning of that Ordinance; and (b) no person has issued or had in its possession for the purposes of issue, and will not issue or have in its possession for the purposes of issue, whether in Hong Kong or elsewhere, any advertisement, invitation or document relating to any interest or securities, which is directed at, or the contents of which are or are likely to be accessed or read by, the public in Hong Kong (except if permitted to do so under securities laws of Hong Kong) other than with respect to any interests or securities which are or are intended to be disposed of only to persons outside Hong Kong or only to "professional investors" within the definition of the Securities and Futures Ordinance (Cap. 571) of Hong Kong and any rules made under that Ordinance.

**For persons in Malaysia:** This document is provided on a confidential basis and made upon your request. This document does not constitute, and should not be construed as constituting, an offer or invitation to subscribe for or purchase any securities (as defined in the Capital Markets and Services Act 2007) in Malaysia or interests (as defined in the Companies Act 1965) to the public in Malaysia. The dispatch of this document does not make available any securities for subscription or purchase in Malaysia. This document has been issued outside of Malaysia and no issue, offer or invitation under this document has any effect in Malaysia.

**For persons in Philippines:** This document is provided upon your request and prepared for your informational purposes only. The products mentioned herein have not been registered with the Securities and Exchange Commission under the Securities Regulation Code. Any future offer or sale thereof is subject to registration requirements under the code unless such offer or sale qualifies as an exempt transaction. Further, this document is intended to be read by the addressee only and must not be passed to, issued to, or shown to the public generally.

**For persons in Singapore:** This document forms part of, and should be read and considered in the context of and in conjunction with the offer document of the product(s) named in this document ("Product"). This document together with the offer document, forms the information memorandum relating to the offer of the securities/shares/interests/units in or of the Product ("Information Memorandum"). The Product is not authorised under section 286 of the Securities and Futures Act (Chapter 289 of Singapore) ("SFA") or recognised under section 287 of the SFA by the Monetary Authority of Singapore ("MAS") and its securities/shares/interests/units are not allowed to be offered to the retail public in Singapore. Each of the Information Memorandum (including this document and the offer document) and any other document or material (in any medium) issued in connection with the offer or sale of the securities/shares/interests/units in or of the Product is not a prospectus as defined in the SFA, and has not been and will not be lodged or registered as a prospectus with the MAS. Accordingly, statutory liability under the SFA in relation to the content of prospectuses does not apply. A potential investor should consider carefully whether the investment is suitable for him/her/it. This document and any other document or material (in any medium) issued in connection with the offer or sale of the securities/shares/interests/units in or of the Product may not be circulated or distributed, and the securities/shares/interests or units in or of the Product may not be offered or sold, whether directly or indirectly, to any person in Singapore other than to an institutional investor (as defined in section 4A of the SFA) in reliance on the exemption under section 304 of the SFA.

**For persons in Taiwan:** Neither the CS (Lux) Energy Evolution Equity Fund, CS (Lux) Environmental Impact Equity, Fund CSIF (Lux) Equity China Total Market ESG Blue (the "Funds"), its offering memorandum, nor any other material relating to the same (the "Material"), has been approved by, or registered with the Financial Supervisory Commission of Taiwan or other competent authorities or self-regulatory organizations in Taiwan. The shares of the Fund may not be sold, offered, or issued to Taiwan resident investors unless, (i) they are made available outside Taiwan for purchase by such investors outside Taiwan; or (ii) they are being sold, offered, or issued to Taiwan resident investors in compliance with the applicable Taiwanese laws and regulations. The Material is provided upon your request. The purchaser cannot re-sell the shares of the Fund nor solicit any other investor or purchaser in Taiwan for this offering unless otherwise permitted by the applicable laws and regulations.

**For persons in Thailand:** This document is provided upon your request. This document has not been approved by the Securities and Exchange Commission which takes no responsibility for its contents. No offer to the public to purchase any product will be made in Thailand and this document is intended to be read by the addressee only and must not be passed to, issued to, or shown to the public generally.

**For persons in Indonesia:** this document should be sent from offshore and on a reverse solicitation basis. In addition, no more than 50 Indonesian investors in total should invest in the fund in each 12 month period. Business should keep all the evidence to substantiate that this is a valid reverse solicitation and the requirement on the total number of Indonesian investors is fully observed. Please also refer to the Do's and Don'ts for material distribution in the relevant country specific cross border manual where available or the general cross border manual for countries without specific country manual.

**For persons in India:** This document has not been registered with the Securities and Exchange Board of India ("SEBI") and may not be distributed in India or to Indian residents in India and the interest in the Fund are not being offered and may not be sold while in India or to or for the account of any resident of in India while in India.

Distributor AM: Credit Suisse (Hong Kong) Limited, 6th Floor Alexandra House, 18 Chater Road, Central, Hong Kong | Language version available: English

Distributor PB: Credit Suisse AG, Hong Kong Branch, Level 88 International Commerce Centre, 1 Austin Road West, Kowloon | Language version available: English

Distributor AM: Credit Suisse (Singapore) Limited, 1 Raffles Link #03/#04-01 South Lobby Singapore, 039393 Singapore | Language version available: English

Distributor PB: Credit Suisse AG, Singapore Branch, 1 Raffles Link #03-01 One Raffles Link Singapore, 039393 Singapore | Language version available: English