

Supply Chain Finance Funds (SCFF)

Portfolio details

CREDIT SUISSE ASSET MANAGEMENT

January 2022



Supply chain finance notes

Initial remarks on portfolio composition

Description

Single obligor program

- Relates to a program where issued notes are backed by obligations from a single paying party (single obligor)

Multi-obligor program

- Relates to a program where issued notes are backed by existing obligations and, in some programs are subject to certain eligibility criteria, by future obligations, from a number of paying parties (multiple obligors)

Focus Areas

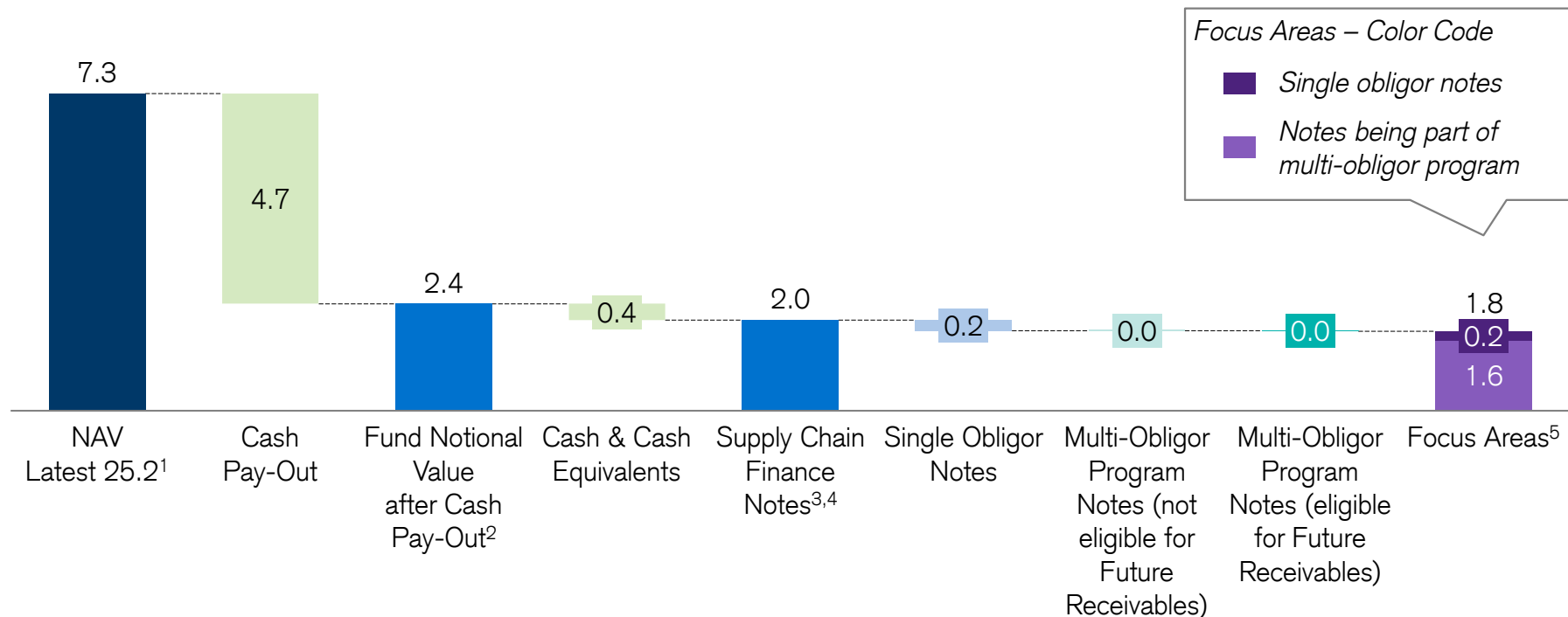
- Three segments of exposure in the funds have been identified as driving the valuation uncertainty
 - These include both single-obligor exposure and multi-obligor exposure
-

Credit Suisse (Lux) Supply Chain Finance Fund (a sub-fund of Credit Suisse Virtuoso SICAV-SIF)

Fund portfolio details

Fund portfolio details

in USD bn - rounded



1. Latest published NAV as of February 25, 2021

2. Latest published NAV less cash payout (see Note)

3. Includes also notes due with outstanding payment of USD 2.0bn (rounded), of which about 91% correspond to Focus Areas

4. Includes investment in other Supply Chain Finance Funds of USD 0.007bn (rounded)

5. Includes single obligor notes and multi-obligor program notes

Note: Values of notes based on nominal / face value adjusted for restructuring where relevant, portfolio breakdown excludes cost accruals. Analysis of portfolio under review and subject to change. Information as of December 31, 2021. Data source: CSAM Portfolio Management for all information pertaining to fund notional value after cash payout. The NAV is published through the Fund Administrator. Differences (e.g. different data sources, cut-off times, FX rates, etc.) may occur.

Credit Suisse (Lux) Supply Chain Finance Fund (a sub-fund of Credit Suisse Virtuoso SICAV-SIF)

Single obligor notes (excluding Focus Areas)

Obligor	Top 10 ¹		
	Total amount outstanding, in USD bn – rounded	% of fund notional ²	Notes due, payment outstanding (%) ^{3,4}
TRADESHIFT HOLDINGS INC	0.07	3%	100%
WESTFORD LIMITED	0.05	2%	100%
CATFOSS RENEWABLES LTD	0.03	1%	100%
SPECIAL NEEDS GROUP LTD	0.02	1%	0%
CATFOSS DBT LTD	0.02	1%	0%
NOVINI COLCHESTER LIMITED	0.01	1%	81%
BAUERS INTELLIGENT TRANSPORTATION INC	0.01	0%	51%
NOVINI POOLE LTD	0.01	0%	82%
NOVUS AG LLC	0.01	0%	100%
VODAFONE PTY LTD	0.01	0%	0%
Total Top 10	0.23	10%	76%
Remaining single obligor notes	0.00 ⁵	0%	100%
Total single obligor notes (excl. Focus Areas)	0.24	10%	76%

1. Top 10 single obligor notes. Includes notes due, payment outstanding, when applicable. Cross-fund investments not considered

2. In % of fund notional value after cash payouts, as of December 31, 2021; results in higher relative weightings versus previous disclosures due to lower base

3. Defined as notes due, payment outstanding in % of total amount outstanding

4. In some instances new repayment schedules have been agreed with obligors. For such cases, the exposure is still classified as "Notes due" or "Late Payment" if the original note was not repaid on time

5. Effective figure is not zero, displayed figure due to rounding

Note: Values of notes based on nominal / face value adjusted for restructuring where relevant, portfolio breakdown excludes cost accruals. Analysis of portfolio under review and subject to change.

Information as of December 31, 2021, Data source: CSAM Portfolio Management

Credit Suisse (Lux) Supply Chain Finance Fund (a sub-fund of Credit Suisse Virtuoso SICAV-SIF)

Multi-obligor program overview

Multi-obligor program (MOP)	Program documentation provides for future receivables	Underlying obligors (#)	Supply Chain Finance notes	
			Total amount outstanding, in USD bn – rounded	Notes due, payment outstanding (%) ^{2,3}
Fairymead MOP	Yes	33	0.44	100%
Rasmussen MOP	Yes	15	0.29	100%
Liberty Commodities MOP 2018	No	31	0.27	100%
Currajong MOP	Yes	17	0.27	100%
Onesteel TCUK MOP 2018	Yes	53	0.17	100%
Seaview MOP	Yes	11	0.07	100%
Rehbein MOP	Yes	19	0.05	100%
Total multi-obligor programs¹			1.57	100%
Total multi-obligor programs where documentation provides for future receivables¹ (excluding Focus Areas)			1.30 (-)	100% (0%)
Total multi-obligor programs where documentation does not provide for future receivables¹ (excluding Focus Areas)			0.27 (-)	100% (0%)
Total multi-obligor programs of Focus Areas (in grey above) ¹			1.57	100%

1. Investment into other Supply Chain Finance Fund of USD 0.007bn not included; 2. Defined as notes due, payment outstanding in % of total amount outstanding

3. In some instances new repayment schedules have been agreed with obligors. For such cases, the exposure is still classified as "Notes due" or "Late Payment" if the original note was not repaid on time

Note: Values of notes based on nominal / face value adjusted for restructuring where relevant, portfolio breakdown excludes cost accruals. Analysis of portfolio under review and subject to change. Information as of December 31, 2021, Data source: CSAM Portfolio Management

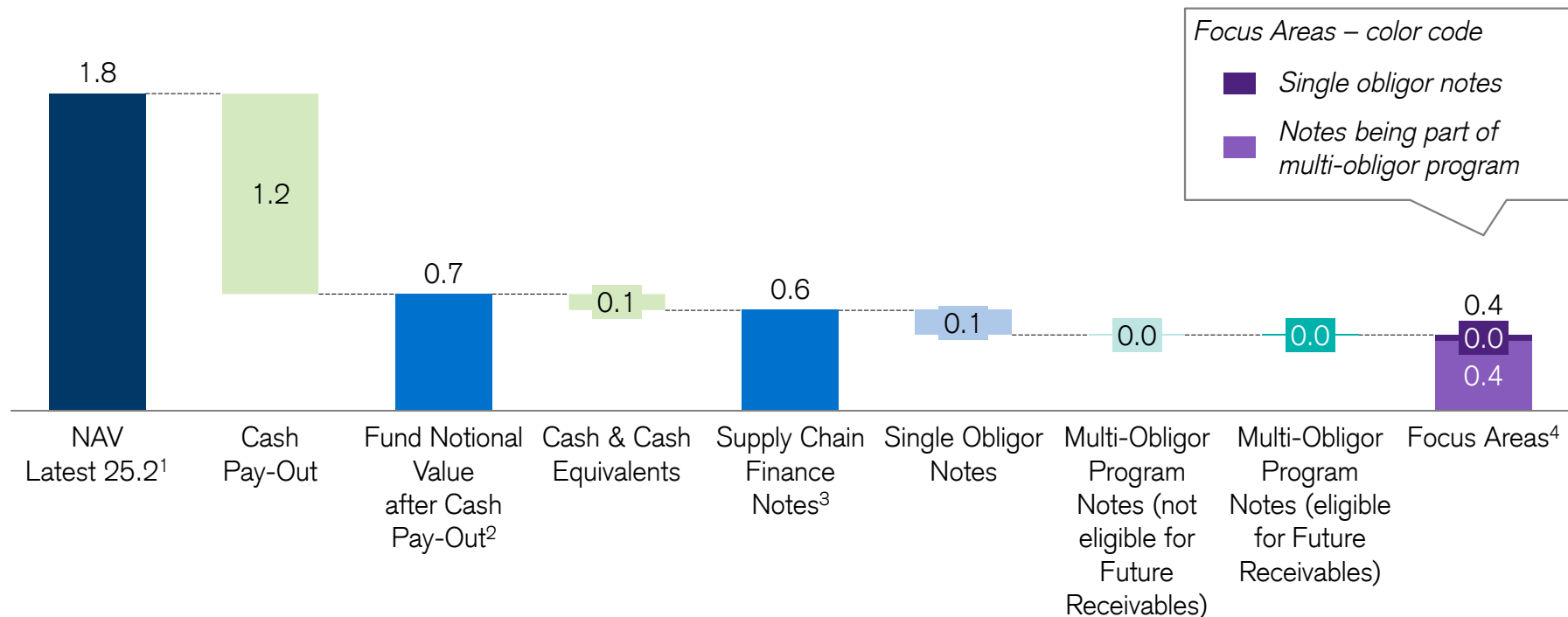
Credit Suisse Nova (Lux) Supply Chain Finance High Income Fund

Fund portfolio details

(a sub-fund of Credit Suisse Nova (Lux))

Fund portfolio details

in USD bn - rounded



1. Latest published NAV as of February 25, 2021
2. Latest published NAV less cash payout (*see Note*)
3. Includes also notes due with outstanding payment of USD 0.55bn (rounded), of which about 79% correspond to Focus Areas
4. Includes single obligor notes and multi-obligor program notes

Note: Values of notes based on nominal / face value adjusted for restructuring where relevant, portfolio breakdown excludes cost accruals. Analysis of portfolio under review and subject to change. Information as of December 31, 2021, Data source: CSAM Portfolio Management for all information pertaining to fund notional value after cash payout. The NAV is published through the Fund Administrator. Differences (e.g. different data sources, cut-off times, FX rates, etc.) may occur.

Credit Suisse Nova (Lux) Supply Chain Finance High Income Fund

Single obligor notes (excluding Focus Areas)

(a sub-fund of Credit Suisse Nova (Lux))

Obligor	Top 10 ¹		
	Total amount outstanding, in USD bn – rounded	% of fund notional ²	Notes due, payment outstanding (%) ^{3,4}
CHBG LIMITED	0.02	3%	94%
TOWER TRADE GROUP LTD	0.02	2%	100%
LAIDIR INVESTMENTS LTD	0.02	2%	100%
WESTFORD LIMITED	0.01	2%	100%
EARLYPAY LTD	0.01	2%	83%
KERRY LEEDS INVESTMENTS LIMITED	0.01	2%	31%
BAUERS INTELLIGENT TRANSPORTATION INC	0.01	2%	37%
R.W. CHELSEA HOLDINGS LTD	0.01	2%	100%
CALIBRE GROUP PTY LTD	0.01	1%	100%
DEAL PARTNERS LIMITED	0.01	1%	100%
Total top 10	0.13	19%	85%
Remaining single obligor notes	0.01	2%	52%
Total single obligor notes (excl. Focus Areas)	0.14	21%	82%

1. Top 10 single obligor notes. Includes notes due, payment outstanding, when applicable.

2. In % of fund notional value after cash payouts, as of December 31, 2021; results in higher relative weightings versus previous disclosures due to lower base

3. Defined as notes due, payment outstanding in % of total amount outstanding

4. In some instances new repayment schedules have been agreed with obligors. For such cases, the exposure is still classified as "Notes due" or "Late Payment" if the original note was not repaid on time

Note: Values of notes based on nominal / face value adjusted for restructuring where relevant, portfolio breakdown excludes cost accruals. Analysis of portfolio under review and subject to change.

Information as of December 31, 2021, Data source: CSAM Portfolio Management

Credit Suisse Nova (Lux) Supply Chain Finance High Income Fund

Multi-obligor program overview

(a sub-fund of Credit Suisse Nova (Lux))

Multi-obligor program (MOP)	Program documentation provides for future receivables	Underlying Obligors (#)	Supply Chain Finance notes	
			Total amount outstanding, in USD bn – rounded	Notes due, payment outstanding (%) ^{1,2}
Rehbein MOP	Yes	33	0.26	100%
Seaview MOP	Yes	11	0.08	100%
Currajong MOP	Yes	8	0.06	100%
Rasmussen MOP	Yes	1	0.01	100%
Total multi-obligor programs			0.41	100%
Total multi-obligor programs where documentation provides for future receivables (excluding Focus Areas)			0.41 (-)	100% (0%)
Total multi-obligor programs where documentation does not provide for future receivables (excluding Focus Areas)			0.00 (0.00)	100% (0%)
Total multi-obligor programs of Focus Areas (in grey above)			0.41	100%

1. Defined as notes due, payment outstanding in % of total amount outstanding

2. In some instances new repayment schedules have been agreed with obligors. For such cases, the exposure is still classified as "Notes due" or "Late Payment" if the original note was not repaid on time

Note: Values of notes based on nominal / face value adjusted for restructuring where relevant, portfolio breakdown excludes cost accruals. Analysis of portfolio under review and subject to change. Information as of December 31, 2021, Data source: CSAM Portfolio Management

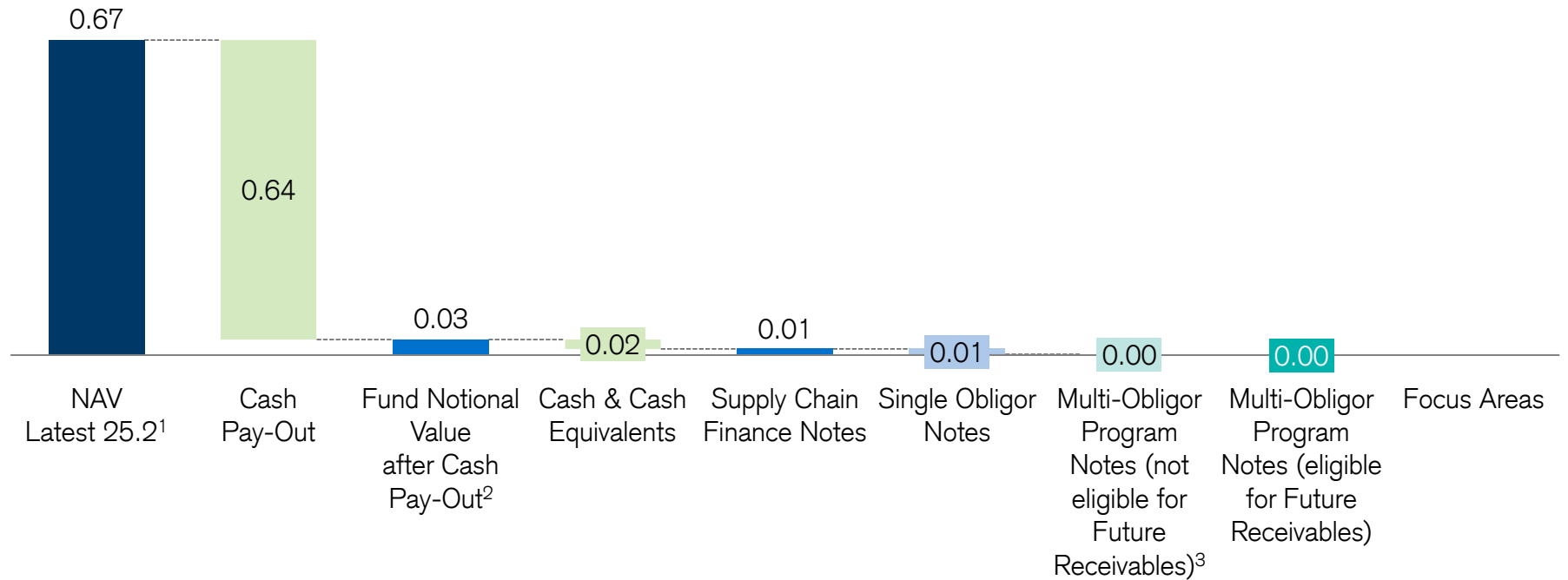
Credit Suisse Supply Chain Finance Investment Grade

Fund portfolio details

(a sub-fund of Credit Suisse Fund 2 SICAV
domiciled in Liechtenstein)

Fund portfolio details

in USD bn - rounded



1. Latest published NAV as of February 25, 2021

2. Latest published NAV less cash payout (see Note)

3. Effective figure is not zero, displayed figure due to rounding

Note: Values of notes based on nominal / face value adjusted for restructuring where relevant, portfolio breakdown excludes cost accruals. Analysis of portfolio under review and subject to change. Information as of December 31, 2021, Data source: CSAM Portfolio Management for all information pertaining to fund notional value after cash payout. The NAV is published through the Fund Administrator. Differences (e.g. different data sources, cut-off times, FX rates, etc.) may occur.

Credit Suisse Supply Chain Finance Investment Grade

Single obligor notes (excluding Focus Areas)

(a sub-fund of Credit Suisse Fund 2 SICAV
domiciled in Liechtenstein)

Obligor	Top 1 ¹		
	Total amount outstanding, in USD bn – rounded	% of fund notional ²	Notes due, payment outstanding (%) ³
AT&T SERVICES INC	0.01	35%	0%
Total top 1	0.01	35%	0%
Remaining single obligor notes	-	-	-
Total single obligor notes (excl. Focus Areas)	0.01	35%	0%

1 Top 1 single obligor notes. Includes notes due, payment outstanding, when applicable.

2. In % of fund notional value after cash payouts, as of December 31, 2021; results in higher relative weightings versus previous disclosures due to lower base

3. Defined as notes due, payment outstanding in % of total amount outstanding

Note: Values of notes based on nominal / face value adjusted for restructuring where relevant, portfolio breakdown excludes cost accruals. Analysis of portfolio under review and subject to change.
Information as of December 31, 2021, Data source: CSAM Portfolio Management

Credit Suisse Supply Chain Finance Investment Grade

Multi-obligor program overview

(a sub-fund of Credit Suisse Fund 2 SICAV
domiciled in Liechtenstein)

Multi-obligor program (MOP)	Program documentation provides for future receivables	Underlying obligors (#)	Supply Chain Finance notes	
			Total amount outstanding, in USD bn – rounded	Notes due, payment outstanding (%) ¹
Entertainment One MOP	No	1	0.002	0%
Total multi-obligor programs			0.002	0%
Total multi-obligor programs where documentation provides for future receivables (excluding Focus Areas)			- (-)	-
Total multi-obligor programs where documentation does not provide for future receivables (excluding Focus Areas)			0.002 (0.002)	0% (0%)
Total multi-obligor programs of Focus Areas (in grey above)			-	-

1. Defined as notes due, payment outstanding in % of total amount outstanding

Note: Values of notes based on nominal / face value adjusted for restructuring where relevant, portfolio breakdown excludes cost accruals. Analysis of portfolio under review and subject to change. Information as of December 31, 2021, Data source: CSAM Portfolio Management

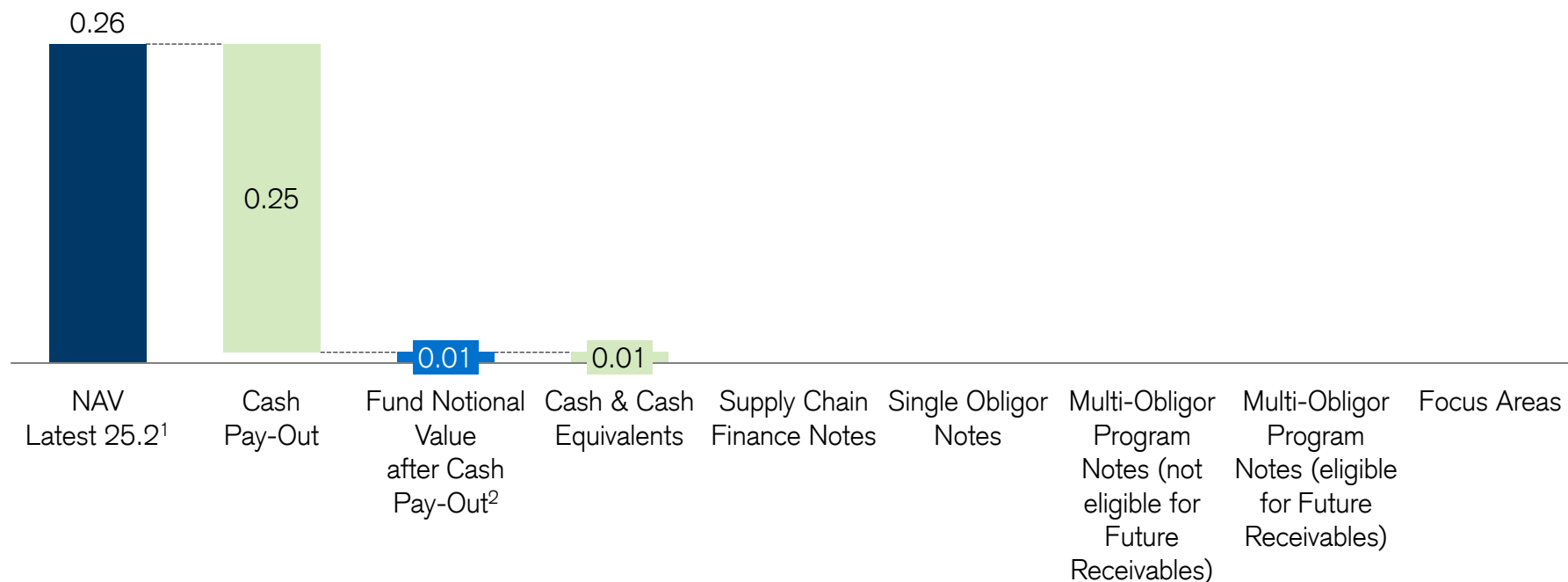
Credit Suisse Nova (Lux) Supply Chain Finance Investment Grade Fund

(a sub-fund of Credit Suisse Nova (Lux))

Fund portfolio details

Fund portfolio details

in USD bn - rounded



1. Latest published NAV as of February 25, 2021
 2. Latest published NAV less cash payout (see Note)

Note: Values of notes based on nominal / face value adjusted for restructuring where relevant, portfolio breakdown excludes cost accruals. Analysis of portfolio under review and subject to change. Information as of December 31, 2021, Data source: CSAM Portfolio Management for all information pertaining to fund notional value after cash payout. The NAV is published through the Fund Administrator. Differences (e.g. different data sources, cut-off times, FX rates, etc.) may occur.

Disclaimer

Legal Notes:

This document is for existing investors in Credit Suisse Supply Chain Finance Funds and investors in other Credit Suisse investment funds being invested in Credit Suisse Supply Chain Finance Funds, their representatives and/or advisers only. It was produced by Credit Suisse Asset Management (Switzerland) Ltd. and/or its affiliates with the greatest of care and to the best of its knowledge and belief.

It does not constitute or form part of an offer or invitation to issue or sell, or of a solicitation of an offer to subscribe or buy, any securities or other financial instruments, or enter into any other financial transaction, nor does it constitute an inducement or incitement to participate in any product, offering or investment.

Nothing in this material constitutes investment research or investment advice. It is not tailored to your individual circumstances, or otherwise constitutes a personal recommendation.

Copyright © 2022, CREDIT SUISSE GROUP AG and/or its affiliates. All rights reserved.