

# Supply Chain Finance Funds (SCFF)

## Portfolio details

CREDIT SUISSE ASSET MANAGEMENT

July 2022



# Supply chain finance notes

## Initial remarks on portfolio composition

### Description

---

#### Single obligor program

- Relates to a program where issued notes are backed by obligations from a single paying party (single obligor)
- 

#### Multi-obligor program

- Relates to a program where issued notes are backed by existing obligations and, in some programs are subject to certain eligibility criteria, by future obligations, from a number of paying parties (multiple obligors)
- 


#### Focus Areas

- Three segments of exposure in the funds have been identified as driving the valuation uncertainty
  - These include both single-obligor exposure and multi-obligor exposure
-

# Credit Suisse (Lux) Supply Chain Finance Fund (a sub-fund of Credit Suisse Virtuoso SICAV-SIF)

## Fund portfolio details

Fund portfolio details  
in USD bn - rounded



1. Latest published NAV as of February 25, 2021

2. Latest published NAV less cash payout (*see Note*)

3. Includes also notes due with outstanding payment of USD 1.94bn (rounded), of which about 89% correspond to Focus Areas

4. Includes single obligor notes and multi-obligor program notes

5. Includes investment in other Supply Chain Finance Funds of USD 0.007bn (rounded)

6. Remainder is due to a combination of factors including, but not limited to: profits & losses from FX hedging, ongoing costs charged to the fund (e.g., custody, fund administration), changes in FX rates, settlements at values different to the book value on Feb 25, 2021 and different cut-off times/data sources

Note: Values of notes based on nominal / face value adjusted for restructuring where relevant, portfolio breakdown excludes cost accruals. Analysis of portfolio under review and subject to change. Information as of June 30, 2022. Data source: CSAM Portfolio Management for all information pertaining to fund notional value after cash payout. The NAV is published through the Fund Administrator. Differences (e.g., different data sources, cut-off times, FX rates, etc.) may occur.

# Credit Suisse (Lux) Supply Chain Finance Fund (a sub-fund of Credit Suisse Virtuoso SICAV-SIF)

## Single obligor notes (excluding Focus Areas)

Obligor	Top 10 <sup>1</sup>		
	Total amount outstanding, in USD bn – rounded	% of fund notional <sup>2</sup>	Notes due, payment outstanding (%) <sup>3,4</sup>
TRADESHIFT HOLDINGS INC	0.07	3%	100%
WESTFORD LIMITED	0.05	2%	100%
CATFOSS RENEWABLES LTD	0.03	1%	100%
SPECIAL NEEDS GROUP LTD	0.02	1%	100%
CATFOSS DBT LTD	0.02	1%	100%
NOVINITI COLCHESTER LIMITED	0.01	1%	100%
BAUERS INTELLIGENT TRANSPORTATION INC	0.01	<1%	100%
NOVINITI POOLE LTD	0.01	<1%	100%
DEAL PARTNERS LIMITED	0.00	<1%	100%
-	-	-	-
<b>Total Top 10</b>	<b>0.21</b>	<b>9%</b>	<b>100%</b>
<b>Total single obligor notes (excl. Focus Areas)</b>	<b>0.21</b>	<b>9%</b>	<b>100%</b>

1. Top 10 single obligor notes. Includes notes due, payment outstanding, when applicable. Cross-fund investments not considered

2. In % of fund notional value after cash payouts, as of June 30, 2022; results in higher relative weightings versus previous disclosures due to lower base

3. Defined as notes due, payment outstanding in % of total amount outstanding

4. In some instances new repayment schedules have been agreed with obligors. For such cases, the exposure is still classified as "Notes due" or "Late Payment" if the original note was not repaid on time

Note: Values of notes based on nominal / face value adjusted for restructuring where relevant, portfolio breakdown excludes cost accruals. Analysis of portfolio under review and subject to change.

Information as of June 30, 2022, Data source: CSAM Portfolio Management

# Credit Suisse (Lux) Supply Chain Finance Fund (a sub-fund of Credit Suisse Virtuoso SICAV-SIF)

## Multi-obligor program overview

Multi-obligor program (MOP)	Program documentation provides for future receivables	Underlying obligors (#)	Supply Chain Finance notes	
			Total amount outstanding, in USD bn – rounded	Notes due, payment outstanding (%) <sup>2,3</sup>
Fairymead MOP	Yes	33	0.44	100%
Rasmussen MOP	Yes	15	0.29	100%
Liberty Commodities MOP 2018	No	31	0.27	100%
Currajong MOP	Yes	17	0.27	100%
Onesteel TCUK MOP 2018	Yes	53	0.16	100%
Rehbein MOP	Yes	19	0.05	100%
Seaview MOP	Yes	11	0.04	100%
<b>Total multi-obligor programs<sup>1</sup></b>			<b>1.52</b>	<b>100%</b>
<b>Total multi-obligor programs where documentation provides for future receivables<sup>1</sup> (excluding Focus Areas)</b>			<b>1.25 (-)</b>	<b>100% (0%)</b>
<b>Total multi-obligor programs where documentation does not provide for future receivables<sup>1</sup> (excluding Focus Areas)</b>			<b>0.27 (-)</b>	<b>100% (0%)</b>
<b>Total multi-obligor programs of Focus Areas (in grey above)<sup>1</sup></b>			<b>1.52</b>	<b>100%</b>

1. Investment into other Supply Chain Finance Fund of USD 0.007bn not included;

2. Defined as notes due, payment outstanding in % of total amount outstanding

3. In some instances new repayment schedules have been agreed with obligors. For such cases, the exposure is still classified as "Notes due" or "Late Payment" if the original note was not repaid on time

Note: Values of notes based on nominal / face value adjusted for restructuring where relevant, portfolio breakdown excludes cost accruals. Analysis of portfolio under review and subject to change.

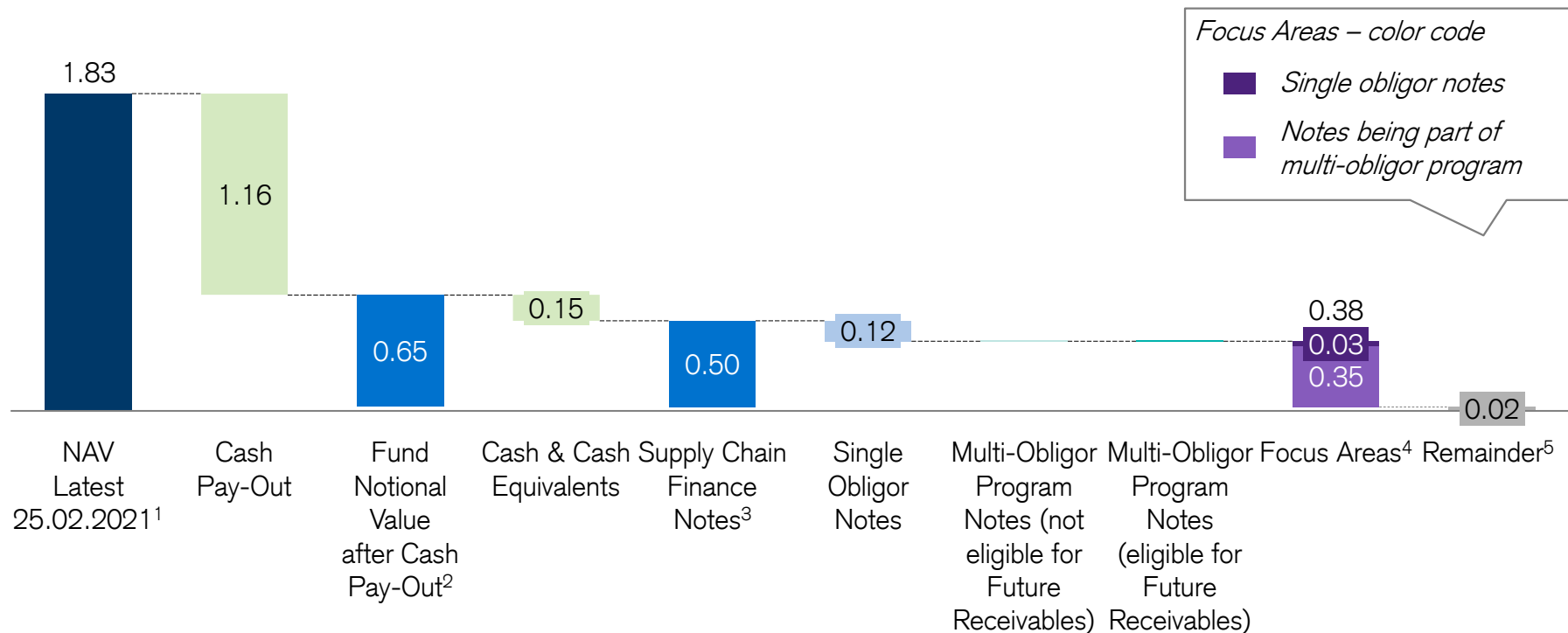
Information as of June 30, 2022, Data source: CSAM Portfolio Management

# Credit Suisse Nova (Lux) Supply Chain Finance High Income Fund

## Fund portfolio details

(a sub-fund of Credit Suisse Nova (Lux))

Fund portfolio details  
in USD bn - rounded



1. Latest published NAV as of February 25, 2021

2. Latest published NAV less cash payout (*see Note*)

3. Includes also notes due with outstanding payment of USD 0.50bn (rounded), of which about 77% correspond to Focus Areas

4. Includes single obligor notes and multi-obligor program notes

5. Remainder is due to a combination of factors including, but not limited to: profits & losses from FX hedging, ongoing costs charged to the fund (e.g., custody, fund administration), changes in FX rates, settlements at values different to the book value on Feb 25, 2021 and different cut-off times/data sources

Note: Values of notes based on nominal / face value adjusted for restructuring where relevant, portfolio breakdown excludes cost accruals. Analysis of portfolio under review and subject to change. Information as of June 30, 2022, Data source: CSAM Portfolio Management for all information pertaining to fund notional value after cash payout. The NAV is published through the Fund Administrator. Differences (e.g., different data sources, cut-off times, FX rates, etc.) may occur.

# Credit Suisse Nova (Lux) Supply Chain Finance High Income Fund

## Single obligor notes (excluding Focus Areas)

(a sub-fund of Credit Suisse Nova (Lux))

Obligor	Top 10 <sup>1</sup>		
	Total amount outstanding, in USD bn – rounded	% of fund notional <sup>2</sup>	Notes due, payment outstanding (%) <sup>3,4</sup>
CHBG LIMITED	0.02	3%	100%
TOWER TRADE GROUP LTD	0.02	2%	100%
WESTFORD LIMITED	0.01	2%	100%
LAI DIR INVESTMENTS LTD	0.01	2%	100%
BAUERS INTELLIGENT TRANSPORTATION INC	0.01	2%	100%
R.W. CHELSEA HOLDINGS LTD	0.01	2%	100%
KERRY LEEDS INVESTMENTS LIMITED	0.01	2%	100%
CALIBRE GROUP PTY LTD	0.01	1%	100%
FRESH RESULTS LLC	0.01	1%	100%
DEAL PARTNERS LIMITED	0.00	<1%	100%
<b>Total top 10</b>	<b>0.12</b>	<b>18%</b>	<b>100%</b>
Remaining single obligor notes	0.00	<1%	100%
<b>Total single obligor notes (excl. Focus Areas)</b>	<b>0.12</b>	<b>18%</b>	<b>100%</b>

1. Top 10 single obligor notes. Includes notes due, payment outstanding, when applicable.

2. In % of fund notional value after cash payouts, as of June 30, 2022; results in higher relative weightings versus previous disclosures due to lower base

3. Defined as notes due, payment outstanding in % of total amount outstanding

4. In some instances new repayment schedules have been agreed with obligors. For such cases, the exposure is still classified as "Notes due" or "Late Payment" if the original note was not repaid on time

Note: Values of notes based on nominal / face value adjusted for restructuring where relevant, portfolio breakdown excludes cost accruals. Analysis of portfolio under review and subject to change.

Information as of June 30, 2022, Data source: CSAM Portfolio Management

# Credit Suisse Nova (Lux) Supply Chain Finance High Income Fund

## Multi-obligor program overview

(a sub-fund of Credit Suisse Nova (Lux))

Multi-obligor program (MOP)	Program documentation provides for future receivables	Underlying Obligors (#)	Supply Chain Finance notes	
			Total amount outstanding, in USD bn – rounded	Notes due, payment outstanding (%) <sup>1,2</sup>
Rehbein MOP	Yes	33	0.24	100%
Currajong MOP	Yes	8	0.06	100%
Seaview MOP	Yes	11	0.05	100%
Rasmussen MOP	Yes	1	0.01	100%
<b>Total multi-obligor programs</b>			<b>0.35</b>	<b>100%</b>
<b>Total multi-obligor programs where documentation provides for future receivables (excluding Focus Areas)</b>			<b>0.35 (-)</b>	<b>100% (0%)</b>
<b>Total multi-obligor programs where documentation does not provide for future receivables (excluding Focus Areas)</b>			<b>0.00 (0.00)</b>	<b>100% (0%)</b>
<b>Total multi-obligor programs of Focus Areas (in grey above)</b>			<b>0.35</b>	<b>100%</b>

1. Defined as notes due, payment outstanding in % of total amount outstanding

2. In some instances new repayment schedules have been agreed with obligors. For such cases, the exposure is still classified as "Notes due" or "Late Payment" if the original note was not repaid on time

Note: Values of notes based on nominal / face value adjusted for restructuring where relevant, portfolio breakdown excludes cost accruals. Analysis of portfolio under review and subject to change. Information as of June 30, 2022, Data source: CSAM Portfolio Management

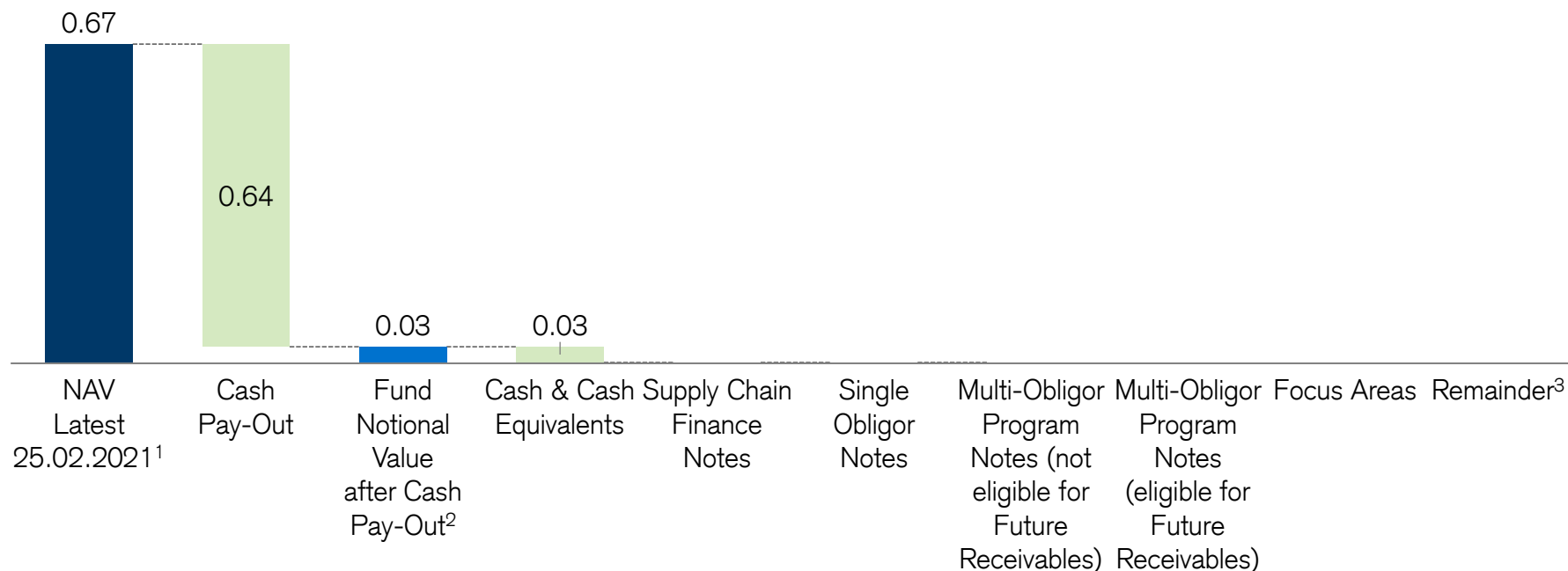


# Credit Suisse Supply Chain Finance Investment Grade

## Fund portfolio details

(a sub-fund of Credit Suisse Fund 2 SICAV domiciled in Liechtenstein)

### Fund portfolio details in USD bn - rounded



1. Latest published NAV as of February 25, 2021

2. Latest published NAV less cash payout (*see Note*)

3. Remainder is due to a combination of factors including, but not limited to: profits & losses from FX hedging, ongoing costs charged to the fund (e.g., custody, fund administration), changes in FX rates, settlements at values different to the book value on Feb 25, 2021 and different cut-off times/data sources

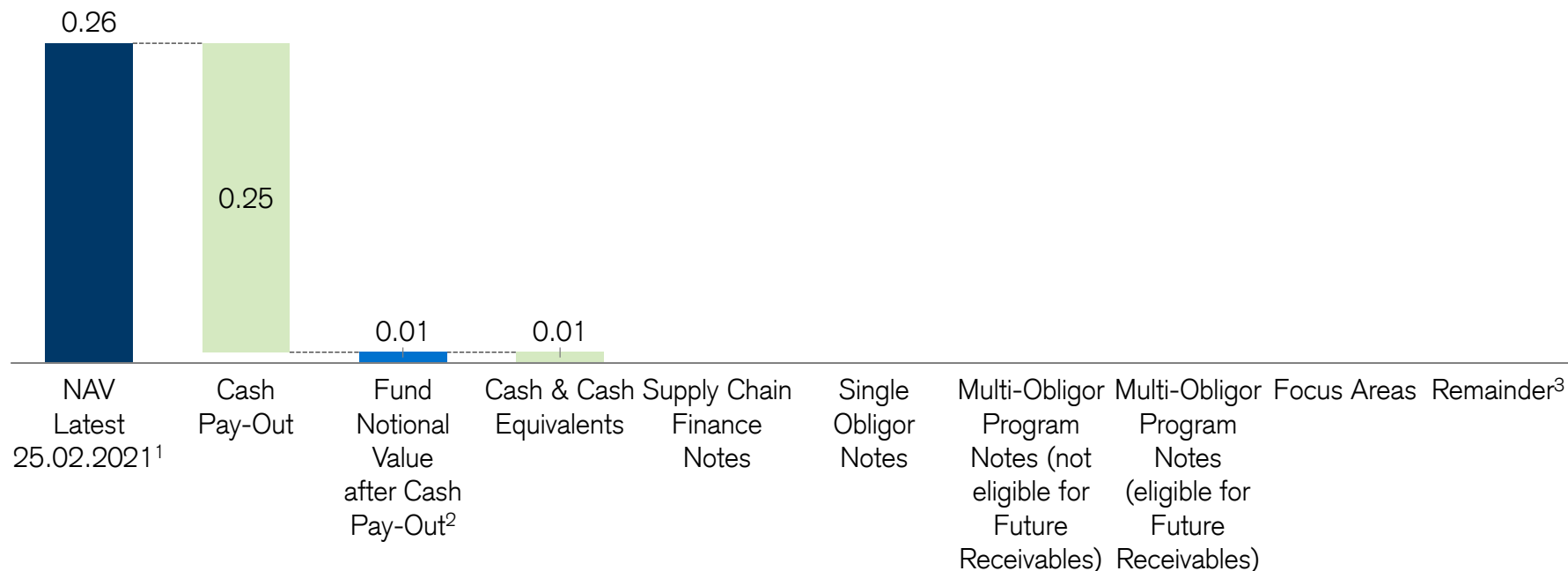
Note: Values of notes based on nominal / face value adjusted for restructuring where relevant, portfolio breakdown excludes cost accruals. Analysis of portfolio under review and subject to change. Information as of June 30, 2022, Data source: CSAM Portfolio Management for all information pertaining to fund notional value after cash payout. The NAV is published through the Fund Administrator. Differences (e.g., different data sources, cut-off times, FX rates, etc.) may occur.

# Credit Suisse Nova (Lux) Supply Chain Finance Investment Grade Fund

(a sub-fund of Credit Suisse Nova (Lux))

## Fund portfolio details

Fund portfolio details  
in USD bn - rounded



1. Latest published NAV as of February 25, 2021

2. Latest published NAV less cash payout (*see Note*)

3. Remainder is due to a combination of factors including, but not limited to: profits & losses from FX hedging, ongoing costs charged to the fund (e.g., custody, fund administration), changes in FX rates, settlements at values different to the book value on Feb 25, 2021 and different cut-off times/data sources

Note: Values of notes based on nominal / face value adjusted for restructuring where relevant, portfolio breakdown excludes cost accruals. Analysis of portfolio under review and subject to change. Information as of June 30, 2022, Data source: CSAM Portfolio Management for all information pertaining to fund notional value after cash payout. The NAV is published through the Fund Administrator. Differences (e.g., different data sources, cut-off times, FX rates, etc.) may occur.

# Disclaimer

## Legal Notes:

This document is for existing investors in Credit Suisse Supply Chain Finance Funds and investors in other Credit Suisse investment funds being invested in Credit Suisse Supply Chain Finance Funds, their representatives and/or advisers only. It was produced by Credit Suisse Asset Management (Switzerland) Ltd. and/or its affiliates with the greatest of care and to the best of its knowledge and belief.

It does not constitute or form part of an offer or invitation to issue or sell, or of a solicitation of an offer to subscribe or buy, any securities or other financial instruments, or enter into any other financial transaction, nor does it constitute an inducement or incitement to participate in any product, offering or investment.

Nothing in this material constitutes investment research or investment advice. It is not tailored to your individual circumstances, or otherwise constitutes a personal recommendation.

Copyright © 2022, CREDIT SUISSE GROUP AG and/or its affiliates. All rights reserved.